

# ESPP – DPP – NNP phosphorus recovery technology catalogue


**NOTE: this document aims to provide an indicative overview, not technical information to support decision making. It is accurate to the best of our knowledge, but further information and updates should be sought from the indicated contacts. Inclusion in this document does not constitute any endorsement of technology(ies) by the nutrient platforms.**



## Sewage P-recovery: full scale plants operating or under permitting/construction 1


Fertiliser industry – E.g. ICL	1
Ecophos	2
Ash2Phos (EasyMining)	2
TetraPhos (Remondis)	3
EuPhore	4
TerraNova (HTC)	4
Kubota	4
PHOS4Green (Glatt)	5
Metawater alkaline ash leaching	5
Struvite precipitation	6




Struvite enhanced: biological	7
Struvite enhanced: acid (MSE-mobile)	7
Sludge lysis	7
<b>Sewage P-recovery: (TR6+)</b>	<b>8</b>
Phos4Life	8
RAVITA (Helsinki HSY)	8
Extraphos (Budenheim)	8
ViViMAG (WETSUS)	9
AshDec (Outotec)	9
Pyreg (pyrolysis)	10
Kemira iron/aluminium phosphate	10
ePhos (Fraunhofer IGB)	11




<b>Nutrient recovery from manure, TR6+</b>	<b>11</b>
Hitachi Zosen	11
Agro America (VP Hobe)	11
GENIAAL (Nijhuis)	12
BioEcoSim (Suez)	12
N2-Applied	13
<b>Technologies at R&amp;D scale</b>	<b>13</b>
CarboREM	13
RecoPhos thermal (Italmatch)	13
P-roc	14
Parforce	14

Process & contact	Input materials	Output products	Process description	Operating status	Photos
<b>Sewage P-recovery: full scale plants operating or under permitting/construction</b>					
<b>Fertiliser industry – E.g. ICL</b> <b>Member ESPP, DPP, NNP</b> <a href="http://icl-group-sustainability.com/reports/producing-fertilizers-with-recycled-phosphate/">http://icl-group-sustainability.com/reports/producing-fertilizers-with-recycled-phosphate/</a> Contact (ICL): <a href="mailto:anthony.zanelli@icl-group.com">anthony.zanelli@icl-group.com</a>	Input: sewage sludge incineration ash, from sewage works using biological and/or chemical P-removal; animal by-product ash (Cat 2, 3); recovered phosphate salts.	Standards mineral fertilisers. Fertiliser production plant must have operating permit authorising to process waste.	Recovered materials are mixed into the phosphate rock or phosphoric acid based fertiliser production process, either during acid attack of rock, or after this stage where product still has residual acidity (acidulation), so ensuring plant availability of P in ashes. Contaminants in ash are diluted in final product. This is legal under EU regulation on condition that the ash is not classified as “Hazardous”. Final fertiliser product is covered by EU Fertilising Products Regulation ‘STRUBIAS’ annexes as proposed.	Tested full scale and industrial installations now operation at ICL Netherlands (inaugurated March 2019, photo) and Germany (several hundred tonnes ash and struvite processed to date). Production from 100% ashes (without mixing with phosphate rock) is planned. Use of ash in fertiliser production has also been tested at Fertiberia Spain (MBM ash at lab scale)	

Process & contact	Input materials	Output products	Process description	Operating status	Photos
<p><b>Ecophos</b>  <b>Member of ESPP</b>  <a href="http://www.phosphorusplatform.eu/Scope127">www.phosphorusplatform.eu/Scope127</a>  Contact: <a href="mailto:info@ecophos.com">info@ecophos.com</a></p>	<p>Input: sewage sludge incineration ash, from sewage works using biological and/or chemical P-removal.</p>	<p>Fertiliser / technical / feed grade phosphoric acid or DCP (Di Calcium Phosphate). Animal feed use subject to legal conditions.</p>	<p>Phosphates present in ash are dissolved using phosphoric acid. Insolubles containing metals go to a waste stream. The acid leachate is purified by ion exchange. Ion exchange resins are regenerated using hydrochloric acid, yielding mostly calcium chloride (which can be discharged to the North Sea) and aluminium chloride which is recycled as a coagulant for sewage treatment.</p>	<p>220 000 t/y output DCP plant operating since November 2017 in Dunkerque France using same process with input material low-grade phosphate rock (photo).   100 000 t/y input ash second line planned at this site for input material sewage sludge incineration ash</p>	
<p><b>Ash2Phos (EasyMining)</b>  <b>Member ESPP, DPP</b>  <a href="http://easymining.se/">http://easymining.se/</a>  Contact: <a href="mailto:Jan.svard@ragnsells.com">Jan.svard@ragnsells.com</a></p>	<p>Input: sewage sludge incineration ash, from sewage works using biological and/or chemical P-removal.</p>	<ul style="list-style-type: none"> <li>- Calcium phosphate, can be converted into <ul style="list-style-type: none"> <li>- superphosphate,</li> <li>- di-calcium phosphate (DCP),</li> <li>- mono-ammonium phosphate (MAP). Product can also be used as raw material for NPK fertilizers</li> </ul> </li> <li>- Ferric chloride as a coagulant for wastewater treatment</li> <li>- Aluminium hydroxide as a raw material for coagulants and other industrial applications</li> <li>- Feed phosphates (subject to legal provisions)</li> </ul>	<p>Sewage sludge ash is dissolved in hydrochloric acid (ambient temperature, no pressure).</p> <p>The residue of ash which is not dissolved in acid consists mainly of inorganic silicates, and after separation and washing can be used e.g. in the cement or concrete industries.</p> <p>Phosphorus, iron and aluminium compounds are separated from the acid leachate and from each other by specific dissolution and precipitation reactions, in processes characterized by internal recirculation of chemicals.</p> <p>The remaining acid solution is neutralized and treated to remove heavy metals.</p>	<p>Pilots in Sweden: Uppsala, 50 kg ash/day ash and Helsingborg, 600 kg/day ash.</p> <p>Full scale plants:  - 30 000 tot/y ash in Sweden (permit application ongoing)  - 60 000 t/y ash planned, Bitterfeld-Wolfen, near Berlin</p>	

Process & contact	Input materials	Output products	Process description	Operating status	Photos
<p><b>TetraPhos (Remondis)</b>  <b>Member ESPP and of DPP</b>  <a href="http://www.phosphorusplatform.eu/Scope129">www.phosphorusplatform.eu/Scope129</a>            Contact;  <a href="mailto:industrie@remondis-aqua.de">industrie@remondis-aqua.de</a></p>	<p>Input: sewage sludge incineration ash, from sewage works using biological and/or chemical P-removal.</p>	<ul style="list-style-type: none"> <li>- phosphoric acid</li> <li>- gypsum</li> <li>- iron and aluminium salts</li> <li>- mineral ash residues</li> </ul>	<p>1) ash is leached using phosphoric acid, so solubilising phosphorus and calcium and phosphorus but not most of the iron or heavy metals</p> <p>2) addition of sulphite to precipitate heavy metals and maximise the proportion of these which stay in the leached ash (solid fraction)</p> <p>3) solid-liquid separation</p> <p>4) from the liquid fraction (enriched phosphoric acid), calcium is precipitated as gypsum, by addition of sulphuric acid, and the gypsum is separated out by vacuum belt filter and water washing.</p> <p>5) the resulting phosphoric acid is partially returned back to leaching process. The additional acid production is purified by ion-exchanger and optionally nano-filtration membrane</p> <p>6) the resulting purified phosphoric acid is then concentrated (preferably using secondary heat, e.g. from a sludge incinerator)</p> <p>7) regeneration of the ion-exchange resin produces (using hydrochloric acid) produces a metal salt solution, which can be potentially recycled to sewage works for phosphorus removal.</p>	<p>Pilot plant: Elverlingsen, Germany, 50 kg/h ash (photo)</p> <p>Full scale plant: Hamburg, Germany (Under construction)</p> <p>Throughput: 20,000 t/a ash</p>	 <p>The top photograph shows a pilot plant facility with several workers in safety gear standing near industrial equipment. The bottom photograph shows a larger-scale industrial plant with multiple large black storage tanks, pipes, and a complex metal framework.</p>

<p><b>EuPhore</b>  <a href="https://www.euphore.de">https://www.euphore.de</a>  Contact:  <a href="mailto:siegfried.klose@euphore.de">siegfried.klose@euphore.de</a>  <a href="mailto:frank.zepke@euphore.de">frank.zepke@euphore.de</a>  <a href="mailto:marianne.klose@euphore.de">marianne.klose@euphore.de</a></p>	<p>Dewatered sewage sludge.  Phosphorus rich biomass.</p>	<p>Phosphate-containing ash which can meet German and EU fertilisers regulation specifications, depending on input ash quality.</p>	<p>The EuPhoRe process uses a specifically-designed rotary kiln incinerator. Flue gas, either from e.g. solid waste incineration, or from the EuPhoRe process itself, is used to dry sewage sludge, and to ensure reducing conditions in part of the reactor. The kiln operates with different zones, reducing and oxidation, up to 1000°C (ensuring destruction of organic contaminants).</p> <p>Alkali- and/or earth-alkali chlorides are added to ensure reduction of part of the metals content and removal (as chlorides) into the gas phase.</p> <p>Heavy metals are stripped from the flue gas to a waste stream. All other minerals, including iron and aluminium, remain in the ash.</p>	<p>Pilot plant: Dinslaken Germany (Emschergenossenschaft): 100 kg dewatered sludge/hour wet weight input (photo)</p> <p>Existing full scale plants using similar kilns (but not for P-recovery) are operating in Switzerland at Offtringen (30 000 t/y) and Uvrier (15 000 t/y).</p> <p>Two full-scale plant are under construction in Germany at Offenbach (100 kt/y) and Mannheim (135 kt/y).</p> <p>Several other plants are planned in Europe.</p>	
<p><b>TerraNova (HTC)</b>  Member of DPP  <a href="https://terranoenergy.com/umweltschutz/">https://terranoenergy.com/umweltschutz/</a>  Contact:  <a href="mailto:erkan.yalcin@terranoenergy.com">erkan.yalcin@terranoenergy.com</a></p>	<p>Input: raw or digested sludge after dewatering, from wwtps operating biological and/or chemical P-removal</p>	<p>Mg/Ca-P salt</p>	<ol style="list-style-type: none"> <li>1) continuous hydrothermal hydrolysis carbonization process at 175°C, 20-25 bars.</li> <li>2) Acid treatment of hydrolysed sludge to dissolve P.</li> <li>3) Mechanical separation into low-P solid "coal" and P-rich liquid filtrate.</li> <li>4) Phosphate precipitation from the liquid to produce a Ca/Mg phosphate salt.</li> </ol>	<p>Full scale plant operating on dewatered sewage sludge in China (since 2016) input capacity 2 t/h</p> <p>Demonstration plant at Ruhrverband/Duisburg Germany, input capacity 250 kg/h.</p>	
<p><b>Kubota</b>  Kubota Surface Melting Furnace (KSMF)  <a href="http://www.phosphorusplatform.eu/Scope125">www.phosphorusplatform.eu/Scope125</a>  contact:  <a href="mailto:hiroyuki.hara@kubota.com">hiroyuki.hara@kubota.com</a></p>	<p>Input: dried sewage sludge or sludge incineration ash, from sewage works with biological and/or chemical P-removal</p>	<p>P-containing slag.</p>	<p>Thermal treatment with core temperature 1300°C. Iron oxide is added to retain phosphorus in the solid slag whereas part of the heavy metals, copper and zinc are volatilised and removed. Calcium hydroxide is added to improve phosphorus plant availability in the slag.</p> <p>90% of input P is in slag. The slag shows 95% P-solubility in 2% citric acid and, in pot trials at soil pH 5.5, 97% fertiliser efficiency relative to commercial phosphorus fertilisers.</p>	<p>30+ full-scale furnaces in operation in Japan, including 11 treating sewage sludge (1 – 10m diameter)</p>	

<p><b>PHOS4Green (Glatt)</b>  <a href="https://www.phos4green-glatt.com/innovation-78.html">https://www.phos4green-glatt.com/innovation-78.html</a>  Contact:  <a href="mailto:jan.kirchhof@glatt.com">jan.kirchhof@glatt.com</a></p>	<p>Sewage sludge incineration ash</p>	<p>P or NPK fertilisers</p>	<p>Ash is reacted with phosphoric acid to render the P-content of the ash more plant available. Other elements can be added in this suspension (N, K, Mg, S, trace elements). The resulting material is then granulated to produce fertiliser pellets.</p> <p>Heavy metals in the sewage sludge remain in the final product.</p>	<p>Lab and pilot scale plants tested in Glatt's Technology Center in Weimar. Pilot of up to 30 kg/h input ash operated continuously for a number of multi-day trials for different input materials.</p> <p>Photo above: A full-scale plant (30 000 t/y ash) is under construction at Haldensleben (Germany) with Seraplant.</p> <p>Photo below: Glatt experience in fertiliser granulation</p>	 
<p><b>Metawater alkaline ash leaching</b>  <a href="http://www.metawater.co.jp/en/product/plant/sewer/rin_collection/">http://www.metawater.co.jp/en/product/plant/sewer/rin_collection/</a></p>	<p>Sewage sludge incineration ash, from sewage works using chemical or biological P-removal.</p>	<p>Calcium phosphate (hydroxyapatite) for use as fertiliser or in fertiliser production.</p> <p>Registered as a fertiliser in Japan (2009) and demonstrated in plant tests.</p>	<ol style="list-style-type: none"> <li>1) Dilute sodium hydroxide is used to leach sewage sludge incineration ash (90 minutes, 50-70°C)</li> <li>2) After filtration, calcium phosphate is precipitated from the leachate, then separated (sedimentation) then dried.</li> <li>3) Leaching of P in the ash is limited to around 30% in order to minimise leaching of heavy metals.</li> <li>4) The remaining ash is treated with poly-ferric sulphate solution to immobilise remaining metals. This residual ash now has a slightly higher mass than initially (30% humidity) and is used as a construction material or soil amendment.</li> </ol>	<p>Two full-scale plants operating in Japan: Gifu, since 2010, 5 t/day ash (taking ash from two mono-incinerators treating sewage sludge from four wwtps, total 380 000 inhabitants), and Tottori, since 2014, 2t/day ash (taking ash from one mono-incinerator treating sludge from total 90 000 inhabitants).</p> <p>Photo: Gifu plant, from "Phosphorus Recovery and Recycling", ed. Otake &amp; Tsuneda, Springer; 2019</p>	

## Struvite precipitation

### Members of ESPP / DPP

CrystalGreen (Ostara)  
<https://ostara.com/> contact:  
[rvspingelen@ostara.com](mailto:rvspingelen@ostara.com)

NuReSys [www.nuresys.be](http://www.nuresys.be)  
Contact: [wm@nuresys.com](mailto:wm@nuresys.com)

Struvia (Veolia)  
<https://www.veoliawatertechnologies.com/fr/solutions/products/struvia> Contact:  
[cedric.mebarki@veolia.com](mailto:cedric.mebarki@veolia.com)

Phosphogreen (Suez)  
<https://www.suezwaterhandbook.com/degremont-R-technologies/sludge-treatment/recovery/recycle-phosphorus-from-effluent-to-produce-a-valuable-fertilizer-Phosphogreen>

Contact  
[thomas.bugge@suez.com](mailto:thomas.bugge@suez.com)

AirPrex (CNP) <https://cnp-cycles.de> Contact:  
[bernhard.ortwein@cnp-cycles.de](mailto:bernhard.ortwein@cnp-cycles.de)

Applicable on different liquids containing soluble phosphorus: sewage works, food processing, mining or industry, manure, biogas digestates, source-separated urine ...

In sewage works, only practicable in wwtps operating biological P removal, usually with sludge digestion (AD).

Only orthophosphate (dissolved PO<sub>4</sub> ions) in the liquid can be recovered.

Two options, with different constraints and resulting product quality:  
- downstream of sludge dewatering  
- upstream of dewatering

Other phosphate salts can also be precipitated, e.g. (magnesium potassium phosphate) or calcium phosphates (e.g. brushite). For brushite, AirPrex has a 1 m<sup>3</sup>/h pilot (CalPrex)

Struvite, useable directly as a fertiliser. Has added value as a slow-release, low leaching, non root-burning fertiliser.

Over 50 studies show that struvite is plant available an effective fertiliser (see SCOPE Newsletters n°s [43](#), [121](#), [122](#))

EU Fertilising Products Regulation criteria for recovered struvite proposed are under finalisation (see final STRUBIAS [report](#) Sept. 2019).

Recovered struvite **already has** End-of-Waste status and EU 2003/2003 fertiliser validation in a number of countries.

In bio-P wwtps, struvite precipitation.

Struvite (magnesium ammonium phosphate) is precipitated (or “crystallised”) from a liquid stream, eg. sludge or sludge digestate, sidestream, dewatering liquors. pH is increased to above 7 (de-gassing, alkali dosing) and magnesium is often added. Wide range of different reactor types (fluidised bed, stirred ...).

Product quality and characteristics are extremely variable depending on process, operating conditions and input liquor (where the process is situated in the sewage works), with outputs ranging from ‘sludge’ (mix of struvite, organics, water ...) through to high quality, dry, size-sorted pills.

Only around 10-20% of sewage works inflow P is recovered in struvite applied to sludge liquor, but this can be increased by treating also sewage works sidestream return flows and/or by P-release processes, see “Enhanced struvite precipitation” below.



Around 100 full scale struvite units operating in sewage works and other waste water treatment worldwide. Some units have been operating for > 10 years.

World's biggest installation to date is Ostara at Chicago Stickney wwtp, producing around 9 000 t/y of struvite.

Biggest plant in Nordic Europe is Phosphogreen at Marselisborg wwtp, Denmark. Capacity 200 t/y of struvite.

Veolia (Struvia) also offers compact installations, and has also demonstrated struvite recovery on a bio-P wwtp without AD (LET Brazil 2017).



Operating plants on other streams include NuReSys unit at Clarebout Potatoes (Belgium) producing around 440 t/y of struvite.


Photos:

Top right = Ostara.




Below right = Veolia Struvia compact full-scale installation Helsingør, Denmark (35 t struvite/year, operating since 2016).

Left = NuReSys recovered struvite (top) and (below) struvite recovery from urine ( 200 l/day); Kruitfabriek Vilvoorde, Begium.








<p><b>Struvite enhanced: biological</b></p> <p><i>Members of ESPP / DPP</i></p> <p>WASSTRIP Waste Activated Sludge Stripping To Recover Internal Phosphate (Ostara) <a href="https://ostara.com/nutrient-management-solutions/">https://ostara.com/nutrient-management-solutions/</a></p> <p>Phosphogreen (Suez) see above.</p> <p>Phosforce (Veolia)</p>	<p>Only applicable to wwtps operating biological P removal, usually with sludge digestion (AD).</p>	<p>Struvite as above.</p>	<p>Sludge return streams or sidestreams in the biological treatment process are adapted to optimise soluble orthophosphorus release and to increase P available for struvite precipitation, enabling recovery of 20 – 35 % of sewage works inflow P as struvite. This rate can be further increased to 45 – 50 % by processes which hydrolyse sewage sludge to render the phosphorus soluble (e.g. Cambi or IRSTEA, see below)</p>	<p>Ostara WAASTRIP (Crystal Green) is operating at 12 wwtps worldwide, recovering 45 – 50% of wwtp inflow P.</p> <p>Phosphogreen at Aarhus Åby, 70 000 p.e. since 2013: 45-50% recovery of wwtp inflow P is achieved so long as ferric dosing is not required in wwtp operation.</p> <p>NuReSys (Apeldoorn Hybrid Unit): 30% recovery of wwtp inflow P.</p> <p>Veolia Phosphogreen: pilot scale trials at 3 sites, demonstration scale planned.</p>	
<p><b>Struvite enhanced: acid (MSE-mobile)</b></p> <p><i>Member of DPP</i></p> <p><a href="https://www.mse-mobile.de/Dienstleistung/PhosphorRecycling/">https://www.mse-mobile.de/Dienstleistung/PhosphorRecycling/</a></p> <p>contact: <a href="mailto:r.turek@mse-mobile.de">r.turek@mse-mobile.de</a></p>	<p>Sewage sludge before dewatering, from sewage works using chemical or biological P-removal.</p>	<p>Struvite</p> <p>Phosphorus-depleted dewatered sewage sludge (filter cake)</p>	<ol style="list-style-type: none"> <li>1) Sulphuric acid is added to sewage sludge, to dissolve phosphorus</li> <li>2) Solid/liquid separation by filter press</li> <li>3) The phosphorus depleted filter cake contains &lt;2%P/DM</li> <li>4) The acid liquor is treated with citric acid (to complex and remove metal ions) then neutralised with sodium hydroxide and magnesium oxide is added to precipitate struvite</li> </ol> <p>40-60 % of P in the inflow sewage sludge is recovered in the struvite.</p>	<p>One mobile (two containers) pilot-scale installation has been operated since 2016 at 7 sewage works. Capacity 50 t/day inflow sewage sludge (wet weight before dewatering).</p>	
<p><b>Sludge lysis</b></p> <p>Cambi, Pondus, Haarslev, LysoTherm (Eliquo Stulz), Exelys (Veolia), <a href="#">Bio Thelys</a> (Veolia) ...</p>	<p>Aqueous sewage liquors or sewage sludge</p>	<p><b>NOTE: lysis is not itself a nutrient recovery process</b> but breaks down organic matter and dissolves phosphorus, so making P available for struvite or other precipitation processes.</p>	<p>Example: Cambi thermal hydrolysis operates typically at 150-170°C, 6 bars, 20-40 minutes. Breakdown of volatile solids improves methane production from anaerobic digesters and reduces required digester residence time, as well as releasing phosphorus into solution (orthophosphate).</p>	<p>55 full-scale Cambi plants operating across the world <a href="http://www.cambi.com">www.cambi.com</a> - contact <a href="mailto:kine.svensson@cambi.com">kine.svensson@cambi.com</a></p>	


## Sewage P-recovery: (TR6+)

<p><b>Phos4Life</b> <i>Member of ESPP</i> <a href="http://www.phosphorusplatform.eu/Scope1119">www.phosphorusplatform.eu/Scope1119</a> Técnicas Reunidas <a href="https://ddtp.tecnicasreunidas.es/en">https://ddtp.tecnicasreunidas.es/en</a> Contact: <a href="mailto:agalindoc@trsa.es">agalindoc@trsa.es</a> ZAR Foundation Contact: <a href="mailto:stefan.schlumberger@kebag.ch">stefan.schlumberger@kebag.ch</a></p>	<p>Input: sewage sludge incineration ash, from sewage works using biological and/or chemical P-removal.</p>	<p>Technical grade phosphoric acid. Silica filter cake to cement/concrete industries Heavy metal concentrate. Fe-III-chloride solution as a coagulant for wastewater treatment</p>	<ol style="list-style-type: none"> <li>1) Leaching of ash in sulphuric acid to dissolve phosphorus, solid/liquid separation by filtration.</li> <li>2) Separation of iron, aluminium and heavy metals by solvent extraction</li> <li>3) Concentration of dilute acid to technical grade phosphoric acid by evaporation</li> </ol>	<p>Pilot tests carried out at Tecnicas Reunidas in Madrid Spain. Full scale (30,000 tons ash/year) implementation planned in Solothurn, Switzerland</p>	
<p><b>RAVITA (Helsinki HSY)</b> Helsinki Region Environmental Services <a href="http://www.ravita.fi">www.ravita.fi</a> Contact: <a href="mailto:Laura.Rossi@hsy.fi">Laura.Rossi@hsy.fi</a></p>	<p>Chemical post-precipitation, then P-recovery from the resulting P-rich sludge. Also, nitrogen recovery from sewage sludge dewatering liquor.</p>	<p>Phosphoric acid Recovery of iron/aluminium chemicals for use as coagulants in wwtp P-removal. Ammonium phosphate.</p>	<ol style="list-style-type: none"> <li>1) Tertiary post-precipitation, using iron or aluminium coagulants, then separation by e.g. disc filters, to generate a P-rich sludge. This can be installed in smaller wwtps, then the sludge transported to central processing. Heavy metals are low in this post-precipitation, so facilitating recovery.</li> <li>2) Dissolution of this sludge in phosphoric acid.</li> <li>3) Continuous solvent-solvent extraction to separate iron and aluminium salts in solution (can be recycled as coagulants) and phosphoric acid</li> <li>4) Combination with nitrogen recovery (ammonia stripping from secondary sludge dewatering liquors) to produce ammonium phosphate.</li> </ol>	<p>Post-precipitation: 1 000 p.e. pilot for tertiary P-removal operating since 2017 (achieving 0.4 mgP/l wwtp discharge). P-recovery: 1 000 p.e. pilot under construction, start-up 2020.</p>	
<p><b>Extraphos (Budenheim)</b> <a href="https://www.budenheim.com/en/">https://www.budenheim.com/en/</a> Contact:</p>	<p>Input: digested sewage sludge</p>	<p>Calcium phosphate</p>	<ol style="list-style-type: none"> <li>1) Liquefied CO<sub>2</sub> (standard gas product) is used to partially dissolve phosphorus in liquid sludge to soluble form (ambient temperature, operating pressure c. 10 bars).</li> <li>2) solid/liquid separation</li> </ol>	<p>Mobile pilot plant: 1 m<sup>3</sup> volume. Planned: Full scale plant: Bern Switzerland</p>	







<a href="mailto:Eva.opitz@budenheim.com">Eva.opitz@budenheim.com</a>			<p>3) the liquid fraction is used for P-recovery, by pressure release and some lime addition, resulting in calcium phosphate precipitation</p> <p>Iron, aluminium, heavy metals and organic carbon remain mainly in the solid fraction. Tests of contaminant removal using acid acidulation are underway</p>		
<p><b>VivIMAG (WETSUS)</b>  <b>Member of ESPP</b>  <a href="https://www.wetsus.nl/vivimag">https://www.wetsus.nl/vivimag</a>  Contact:  <a href="mailto:leon.korving@wetsus.nl">leon.korving@wetsus.nl</a></p>	<p>Input: sewage sludge digestate, before dewatering, from wwtp using iron salts for chemical P removal</p>	<p>Product: vivianite.  Can be used as an iron fertiliser. Or possibility to process to PK fertiliser and iron coagulants for use in wwtps)</p>	<p>Precipitation of iron phosphate in the form of vivianite, by reducing iron(III) to iron(II) in anaerobic conditions (digester), then recovery of the vivianite by magnetic separation. Vivianite has uses an Fe fertilizer to treat Fe-chlorosis of for instance olive trees. Optional extraction of P from vivianite to liquid PK fertiliser and recycle iron as coagulant to wwtp</p>	<p>Continuous 1 m<sup>3</sup>/h pilot for magnetic separation of vivianite tested at Nieuwveer wwtp, NL</p>	
<p><b>AshDec (Outotec)</b>  <b>Member of ESPP</b>  <a href="https://www.outotec.com/products/energy-production/sludge-incineration-plant/">https://www.outotec.com/products/energy-production/sludge-incineration-plant/</a>  Contact:  <a href="mailto:tanja.schaaf@outotec.com">tanja.schaaf@outotec.com</a></p>	<p>All ashes with P-content &gt;7%</p>	<p>Modified Rhenania Phosphate (Calcium-Sodium-Phosphate) P<sub>nac</sub> solubility &gt;80%; granular material with P<sub>2</sub>O<sub>5</sub> content of 15-20% (depending on input-ash); no organic matter; product is blendable with all other fertilising products.</p>	<p>Ash is mixed with a sodium carrier (Na<sub>2</sub>CO<sub>3</sub>, NaHCO<sub>3</sub> or Na<sub>2</sub>SO<sub>4</sub>) and heated to about 850-900°C in a rotary kiln to modify the P-compounds to neutral-ammonium-citrate soluble CaNaPO<sub>4</sub> (Rhenania Phosphate). Some heavy metals are removed (Cd, Hg, Pb) and captured in a baghouse filter from where they can be separated from the fertilising product as a small waste stream (3% of input material).</p>	<p>Pilot plant (300 kg/h) operational for several years, continuous production campaigns to produce up to several hundred tons in a row.</p>	


<p><b>Pyreg (pyrolysis)</b>  <b>Member of DPP</b>  <a href="https://www.pyreg.de/">https://www.pyreg.de/</a>  Contact: <a href="mailto:info@pyreg.de">info@pyreg.de</a></p>	<p>Sewage sludge (minimum calorific value 10 MJ/kg, that is around 80% DS). Biomass materials.</p>	<p>Pyreg biochar (from sewage sludge) registered as a fertiliser in Sweden (PYREGphos).   However, sewage sludge biochar not included in current EU Fertilising Products Regulation STRUBIAS <a href="#">proposals</a></p>	<p>Twin screw carbonisation reactor operated at 500 – 800 °C.   This temperature results in a biochar with labile organic carbon content &lt; 1%.</p>	<p>Nearly 30 full scale units in operation today (1000 – 4000 t/y input), of which 4 using sewage sludge:</p> <ul style="list-style-type: none"> <li>- Unkel, Germany (1200 t DS/y, since 2015)</li> <li>- Homburg, Germany (1200 t DS/y, since 2016)</li> <li>- Redwood, California (1200 t DS/y, since 2016)</li> <li>- Hammenhög, Sweden (1200 t DS/y, since 2016)</li> </ul>	
<p><b>Kemira iron/aluminium phosphate</b>  <b>Member of ESPP</b>  <a href="http://www.kemira.com">www.kemira.com</a>  Contact <a href="mailto:Outi.gronfors@kemira.com">Outi.gronfors@kemira.com</a></p>	<p>Upgrading of existing sewage treatment works</p>	<p>Iron or aluminium phosphate</p>	<p>1) Optimisation of primary and secondary (biological) treatment by polymer dosing with control algorithms giving increased biogas production   2) Tertiary P-removal with iron and/or aluminium coagulants, control algorithms, separation by settling and/or centrifugation to produce a P-rich sludge, &lt;10% C-org, containing &gt;50% of wwtp incoming P. Can be installed at smaller wwtps and recovered material treated at centralized treatment process.   3) Optionally further processing of the P-rich sludge, by drying, granulation, or separation of P and Fe or Al to produce phosphoric acid, phosphate salt and Fe or Al coagulant for water treatment</p>	<p>Tested at full scale at two wwtps (63,000 pe and 130,000 pe) for 1-7 months, and at pilot scale at three wwtps for 2-3 months.   Iron phosphate granules have been tested as fertiliser in pot trials with rye grass.   Photos: NPK fertilizer granules including iron phosphate (left). Recovered aluminum phosphate pellets (right). Pilot set up for P-rich sludge separation in tertiary unit (bottom).</p>	 

<p><b>ePhos (Fraunhofer IGB)</b></p> <p><i>Member of ESPP</i></p> <p><a href="https://www.igb.fraunhofer.de/en/research/competences/physical-process-technology/nutrient-management/phosphorus-recovery.html">https://www.igb.fraunhofer.de/en/research/competences/physical-process-technology/nutrient-management/phosphorus-recovery.html</a></p> <p>Contact: <a href="mailto:siegfried.egner@igb.fraunhofer.de">siegfried.egner@igb.fraunhofer.de</a></p>	<p>Sewage sludge dewatering liquor</p>	<p>Struvite or K-struvite (magnesium ammonium phosphate)</p>	<p>Electrochemical struvite precipitation, using sacrificial magnesium anode and no chemical inputs</p>	<p>Full-scale installation 2017 OVIVO (USA) ????</p>	
---	--	--	---	--	---



## Nutrient recovery from manure, TR6+


<p><b>Hitachi Zosen</b></p> <p><a href="https://www.hitachizosen.co.jp/english/products/products06.html">https://www.hitachizosen.co.jp/english/products/products06.html</a></p> <p>Contact: <a href="mailto:ueda_k@hitachizosen.co.jp">ueda_k@hitachizosen.co.jp</a></p>	<p>Manure, solid/liquid separated and dried to 60% DM.</p>	<p>Stabilised and sanitised biochar, rich in phosphorus and can be used as organic fertiliser and/or soil improver</p>	<p>Manure is pyrolyzed at 400-500°C under oxygen-limiting conditions in the reactor.</p> <p>The reactor is kept at a slight negative pressure to prevent leakage of pyrolysis gas.</p> <p>Energy efficient pyrolysis can be operated without requiring energy input if input is drier than 60%DM / 40% water</p>	<p>Pilot scale plants operating in Japan on manure (capacity 720 kg/day, operating since 2012)</p> <p>Planned : Demonstration plant (5 t/day) and full scale plant (18 t/day)</p>	
<p><b>Agro America (VP Hobe)</b></p> <p><i>Member of NNP</i></p> <p><a href="http://www.agroamerica.nl">www.agroamerica.nl</a></p> <p>Contact: <a href="mailto:h.willems@vp-systems.nl">h.willems@vp-systems.nl</a></p>	<p>Liquid or dry pig manure</p>	<p>Biochar</p>	<p>Pig manure is solid-liquid separated by belt-press, most P remains in solid fraction. Liquid fraction is spread locally to fields.</p> <p>Solid fraction is dried then pyrolysed (with heat energy recycling)</p>	<p>250 000 t/y ww pig manure installation operating 5 days/week since 2015 on farm at Holland, Holland near Horst-Venlo</p> <p>Operation 24/7 is planned.</p>	

<p><b>GENIAAL (Nijhuis)</b>  <b>Member of NNP</b>  <a href="https://www.nijhuisindustries.com/de/solutions/digesters/nijhuis-geniaal/">https://www.nijhuisindustries.com/de/solutions/digesters/nijhuis-geniaal/</a>  Contact:  <a href="mailto:thijs.wolbrink@nijhuisindustries.com">thijs.wolbrink@nijhuisindustries.com</a></p>	<p>Liquid manure digestate</p>	<p>N-K fertiliser solution, used by farmers locally (1 - 1,5% N and 1 -1,5 % K<sub>2</sub>O).  P-rich organic fertiliser.  Clean water.</p>	<p>1) solid/liquid separation by decanter, without polymer use  2) clarification of the liquid fraction by flotation technology  3) two-stage membrane filtration to produce N-K fertiliser solution and purified water  5) the solid fraction is phosphorus-containing organic fertiliser (1.3 – 2.6 % P DW)  Also RePeat and AECO-NPR technologies (please add web links for each one)</p>	<p>Full scale plant operating since 2019 at Groot Zevent Digestion, Beltrum, The Netherlands (100 000 t/y manure wet weight)</p>	
<p><b>BioEcoSim (Suez)</b>  <b>Member of ESPP</b>  Contact:  <a href="mailto:Kai.Bastuck@suez.com">Kai.Bastuck@suez.com</a></p>	<p>Liquid manure or liquid digestate</p>	<p>Recovery of precipitated phosphate salts, ammonium sulphate, organic soil amendment (biochar)</p>	<ul style="list-style-type: none"> <li>• dissolving of nutrients into liquid fraction</li> <li>• solid-liquid separation</li> <li>• superheated steam drying</li> <li>• pyrolysis</li> <li>• phosphate precipitation from liquor</li> <li>• gas permeable membrane ammonia stripping</li> <li>• palletisation of solid biochar</li> </ul>	<p>Process developed by Fraunhofer IGB and transferred to Suez.  A 1.2 t/day pig manure pilot was operated by Fraunhofer IGB 2017-2018 at Kupferzell, Germany.  A pilot plant (10 000 t/y) is operating since July 2019 in Zorbau, Germany.  Industrial scale in preparation.</p>	

<p><b>N2-Applied</b>  <b>Member of ESPP</b>  <a href="http://www.n2.no">www.n2.no</a>  Contact: <a href="mailto:henk.aarts@n2.no">henk.aarts@n2.no</a></p>	<p>Manure slurry, biogas digestate (any inputs)</p>	<p>Combines N in manure with N fixed from air to produce a stabilised, ammonium nitrate based, liquid fertiliser product.</p>	<p>Using renewable electricity and air, a plasma reactor fixes nitrogen by generating nitrogen oxides, which react with ammonia in manure or digestate to form ammonium nitrate, so lowering pH and stabilising the nitrogen, reducing ammonia and greenhouse gas emissions during storage and field application. After solid/liquid separation the liquid fraction of manure or digestate can be managed as a liquid nitrogen fertiliser and most of the phosphorus will remain in the solid fraction.</p>	<p>Several mobile trailer pilot units up to 500 l/day tested on farms in UK, Norway, Sweden, Finland, Denmark and South Africa, on fresh cow and pig manure and on a variety of biogas digestates (varying in feedstock). Pilot runs have included 24/7 for periods of months.   Planned scale up to 5-15 m<sup>3</sup> (tonnes) liquid per day in 2020.</p>	
--	---	---	---	--	---

## Technologies at R&D scale

<p><b>CarboREM</b>  <a href="http://www.carborem.com">www.carborem.com</a>  Contact: <a href="mailto:info@carborem.com">info@carborem.com</a></p>	<p>Digested dewatered sewage sludge (10-15% DS)</p>	<p>Precipitated phosphate salts</p>	<ol style="list-style-type: none"> <li>1) HTC (hydrothermal carbonisation) at c. 200°C</li> <li>2) filter separation of hydrochar, containing 55-70% of total P</li> <li>3) dissolution in acid</li> <li>4) addition of alkali for phosphate salt precipitation</li> </ol>	<p>Pilot installed in 2019 at Ecoopera sewage sludge plant installed in 2019 and located at Ecoopera Sewage sludge plant, Mezzocorona (TN) Italy, capacity: 1.4 t/h sewage sludge</p>	
<p><b>RecoPhos thermal (Italmatch)</b>  <b>Member ESPP</b>  Contact: <a href="mailto:c.michelotti@italmatch.com">c.michelotti@italmatch.com</a>  Patent acquired, initially from SGLCarbon</p>	<p>Input: sewage sludge incineration ash, from sewage works using biological and/or chemical P-removal.</p>	<p>White phosphorus (elemental phosphorus P<sub>4</sub>), Critical Raw Material for electronics and organo-phosphorus chemical industry</p>	<p>Electrical induction heated InduCarb reactor, heats ash with coke or graphite to 1500°C. P<sub>4</sub> (elemental P) is released in gas form, which can be reacted to PCl<sub>3</sub> (chemical vector for industrial organic phosphorus chemistry) or to high purity phosphoric acid (electronics grade).</p>	<p>10 kg/h input pilot was tested at Leoben, Austria in 2015 (EU FP7 project)</p>	<p><b>Recophos Project</b>  <b>by Italmatch Chemicals</b></p> 

<p><b>P-roc</b> <i>Member of DPP</i></p> <p>Website: <a href="https://www.cmm.kit.edu/english/297.php">https://www.cmm.kit.edu/english/297.php</a></p> <p>Contact: <a href="mailto:anke.ehbrecht@kit.edu">anke.ehbrecht@kit.edu</a></p>	<p>Sewage sludge dewatering liquor. Liquid manure.</p>	<p>Highly disordered and microcrystalline phosphate salts (hydroxyapatite, struvite, K-struvite).</p>	<p>Crystallization by means of Calcium-Silicate-Hydrate</p>	<p>Mobile pilot plant: 300 litres/hour.</p>	
<p><b>Parforce</b> <i>Member of DPP</i></p> <p><a href="http://www.parforce-technologie.de">www.parforce-technologie.de</a></p> <p>Contact: <a href="mailto:info@parforce-technologie.de">info@parforce-technologie.de</a></p>	<p>Sewage sludge incineration ash, other ashes, phosphate rock or other secondary materials.</p> <p>Struvite can be used as raw material: it is calcined: (prior to step 1) to remove ammonia (which is collected) and eliminate organic matter.</p>	<p>Phosphoric acid</p>	<ol style="list-style-type: none"> <li>1) Acid digestion using HCl or HNO<sub>3</sub>, to generate raw phosphoric acid</li> <li>2) solid-liquid separation</li> <li>3) if the input material is sewage sludge ashes, then iron and aluminium are extracted (prior to electro dialysis) by either ion exchange or solvent extraction</li> <li>4) membrane electro dialysis to separate metal cations (especially Ca, Mg and heavy metals) to a concentrated salt solution. Calcium chloride / nitrate can be recovered from this solution after heavy metal precipitation.</li> <li>5) concentration of the remaining phosphoric acid, or struvite can be precipitated from the acid</li> <li>6) some of the phosphorus passes the electro dialysis membranes. In order to achieve 80% P-recovery, this must be precipitated with lime, after separation of the heavy metals, and the calcium phosphate returned to step (1)</li> </ol>	<p>Batch pilot (with continuous electro dialysis, capacity c. 1t/day input material), tested for several different materials in 2018 and 2019 at TU Bergakademie Freiberg, Germany.</p>	